



UpperCrust Wealth Fund

PMS Factsheet

Multicap: Core and Satellite

March, 2024

moat
Investments, Simplified!

UpperCrust Wealth Fund

Fund Objective

Our investment philosophy is long-term and focused. We seek to own only stocks that will compound in value over the years, and accordingly, we have to be very careful about the stocks we pick. We believe, so does Warren Buffett that, "We do not have a good investment idea every day, or indeed, not even every year". Our aim is to invest in high-quality businesses that can sustain a high return on operating capital employed that is greater than the economic profits of the country and we avoid companies that need leverage to buy growth inexpensive price.

Our Strategy Pillars



**Excellent Capital
Allocators**



**Sustainable Strong
MOATs**

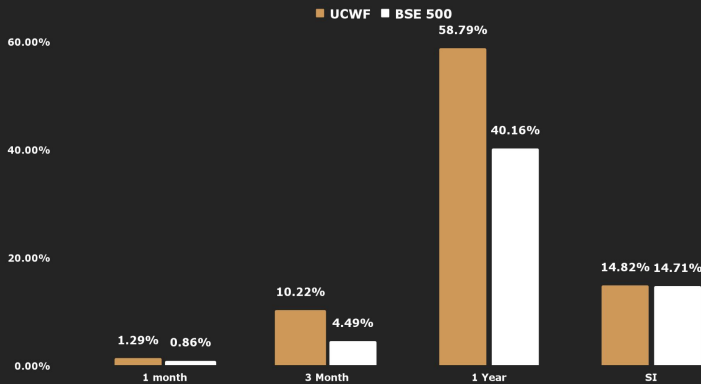


**Portfolio Construction
& Risk Management**

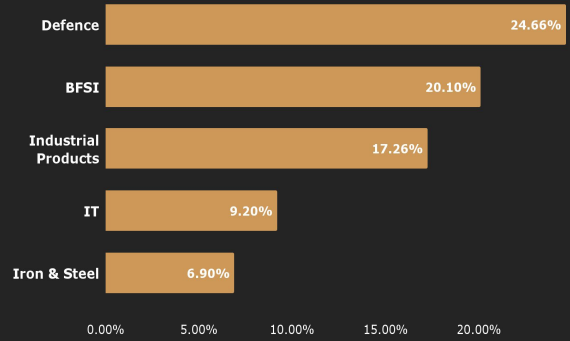
Fund Details

Co-Portfolio Manager	Mr. Manish Shah
Portfolio Name	UpperCrust Wealth Fund
Inception Date	20 January, 2022
Benchmark	S&P BSE 500 TRI
Investment Style	Core and Satellite (Value-Growth Fund)
Custodian	Orbis
Banker	IndusInd Bank
AMC Name	Moat Financial Services
SEBI Reg. No.	INP000004482
Total No. Of Subscribers	61

UCWF Vs BSE 500



Sector Allocation



Top Gainers Since Inception

TORRENT POWER LTD.

TATA STEEL LTD.

TATA INVESTMENT CORPORATION LTD.

HITACHI ENERGY INDIA LTD.

HINDUSTAN AERONAUTICS LTD.

Top 5 Holdings

HINDUSTAN AERONAUTICS LTD.

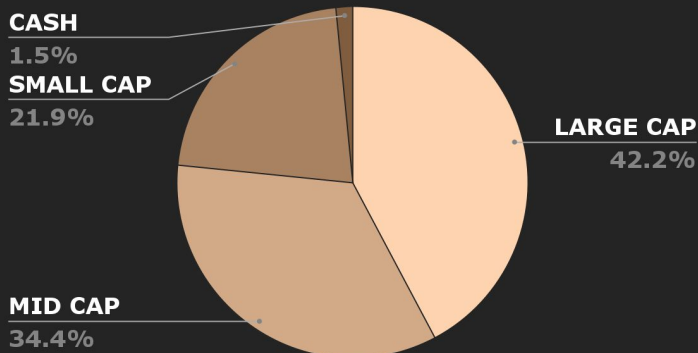
POWER FINANCE CORPORATION LTD.

TATA INVESTMENT CORPORATION LTD.

CIGNITI TECHNOLOGIES LTD.

MAZAGON DOCK SHIPBUILDERS LTD.

Capital Allocation



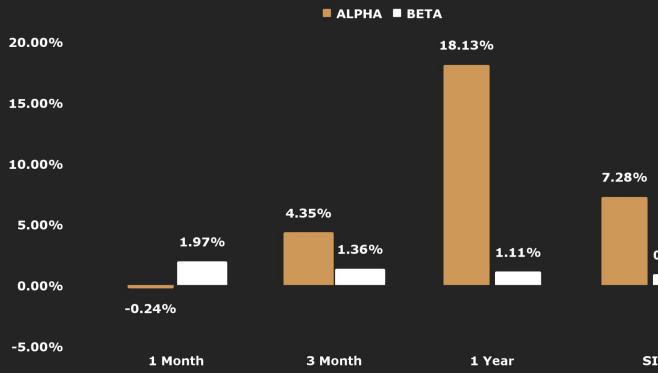
Key Metrics

Standard Deviation	16.11%
Average Churn	27.12%
Stock Universe	88
Dividend Yield	0.82%
Average Market Cap.	80643
Average PE	49.02

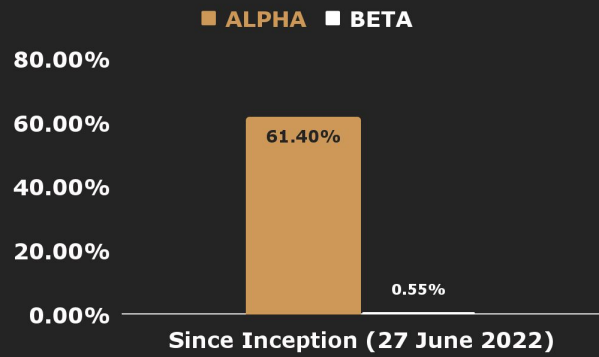
NOTE: Data as on 31st March, 2024

All returns are Net of fees and expenses (TWRR). Since inception returns are annualized; other time period returns are HPR. All data points shared are since inception or otherwise mentioned

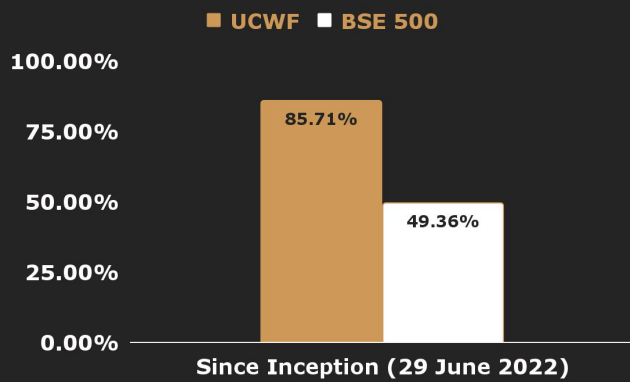
UCWF Alpha vs Beta



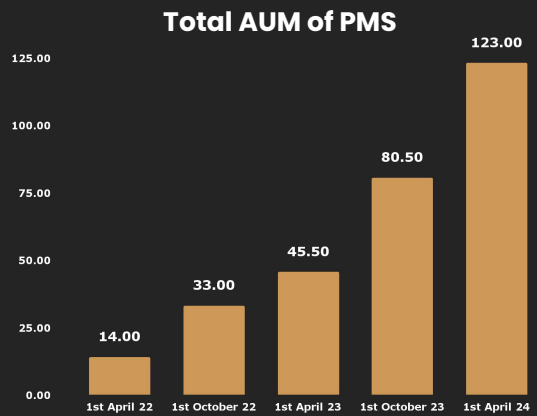
Best Performing Alpha vs Beta



Best Performing Portfolio



PMS AUM Growth (in Cr)



UCWF Investment Committee

Durgesh Pandya
(Strategist)

Manish Shah
(Thinker)

Yash Joshi
(Innovator)

Bijal Mehta
(Specialist)

Biju John
(Enabler)

Sagar Lele
(Investigator)



NOTE: Data as on 31st March, 2024

All returns are Net of fees and expenses (TWRR). Since inception returns are annualized; other time period returns are HPR. All data points shared are since inception or otherwise mentioned

Disclaimer

- Clients and Prospective Clients are expected to take into consideration all the risk factors including financial conditions, Risk-Return profile, tax consequences, etc.
- Clients and Prospective Clients should understand that the past performance or name of the portfolio or any similar product do not in any manner indicate surety of performance of such product or portfolio in the future.
- Clients and Prospective Clients further understand that all such products are subject to various Market Risks, Settlement Risks, Economical Risks, Political Risks, Business Risks, and Financial Risks etc. Clients and Prospective Clients are expected to thoroughly go through the terms of the arrangements / agreements and understand in detail the Risk-Return profile of any security or product of Moat Financial Services Pvt. Ltd. or any other service provider before making any investment.
- Clients and Prospective Clients should also take professional / legal /tax advice before making any decision of investing or disinvesting. Moat Financial Services Pvt. Ltd. may have financial or other business interests that may adversely affect the objectivity of the views contained in this Document.
- Moat Financial does not guarantee the future performance or any level of performance relating to any products of Moat Financial or any other third party service provider. Investment in any product including mutual fund or in the product of third party service provider does not provide any assurance or guarantee that the objectives of the product are specifically achieved. Moat Financial shall not be liable to client for any losses that clients may suffer on account of any investment or disinvestment decision based on the communication or information or recommendation received from Moat Financial on any product. Further Moat Financial shall not be liable for any loss which may have arisen by wrong or misleading instructions given by clients whether orally or in writing.
- Data shown in past performance is as uploaded on SEBI website. Individual performance would differ as per joining date.
- This document is neither been approved nor disapproved by SEBI, nor has SEBI certified the accuracy or adequacy of the contents of the Document.



Get in touch with us!



UpperCrust Wealth Pvt. Ltd.
316-320 Pancham icon, Besides
Dmart, Vasna, Vadodara - 390007

Moat Financial Services Pvt. Ltd.
Room No: 3-I, 3rd Floor, National Pearl
Star,Edappally, Kochi, Kerala 682024



+91 81411 22322

+91 98951 19714



mail@uppercrustwealth.com

pms@moatindia.com

**CIN
Number**

U67100GJ2021PTC122268

U67120KL2012PTC031033

SEBI PMS Regn: INP000004482